

**Biltmore Classics** delivers that traditional appearance of yesterday mixed with the elegant touch of today's lifestyle. **Biltmore Classics** features a wide width plank styling combined with a natural truly realistic textured finish offering styling and versatility, performs under the toughest of situations. **Biltmore Classics** was created utilizing the latest in WPC technology compiled from a 20 MIL wear layer, Ceramic Bead finish and the industry tough Unilin Click locking system



**ANTIQUÉ WILLOW**







**ENGLISH TOFFEE**



**HARBOR FOG**



**WHISPERING WHEAT**

PHYSICAL CONSTRUCTION	
Construction	WPC
Finish	UV Cured Urethane with Ceramic Bead
Installation Method	Unilin Click
Size	9" x 60 " Nominal
Wear Layer Thickness	20 mil
Overall Thickness	7 mm
WPC Core Thickness	4 mm
Attached Cushion	IXPE Attached Cushion
Pieces Per Carton	9
Carton Quantity	33.75 sf
Carton Weight	47 lbs
Cartons per Pallet	44
Pallet Quantity	1,485 sf
Pallet Weight	2,128 lbs
Container	29,700 sf
WARRANTIES	
LTD. 25 Year Residential Wear Warranty	   
LTD. 10 Year Commercial Warranty	
LTD. Lifetime Structure Warranty	

\*\*Specifications are based on averages from manufacturing process and may vary within normal industry tolerances. Components may be changed without notice due to raw material shortages and/or technological improvements. Such variances do not affect performance.\*\*