


Tuscany is an incredibly overbuilt tile with a realistic look. **Tuscany** features four great color offerings that can be used in any setting. **Tuscany** was designed with a painted bevel that is color coordinated to the specific print to give the piece a very attractive faux grout line. Nothing was spared in the construction of this piece. **Tuscany** is a SPC rigid core with a 20 MIL ceramic bead finish, attached IXPE cushion, color coordinating painted bevel, and locked together with the Unilin Locking system.



PAINTED CONCRETE







GAUNTLET GRAY



LATTICE



WARM STONE

PHYSICAL CONSTRUCTION	
Construction	SPC
Finish	UV Cured Urethane with Ceramic Bead
Installation Method	Unilin Click
Size	12" x 24 " Nominal
Wear Layer Thickness	20 mil
Overall Thickness	5.5 mm
SPC Core Thickness	4 mm
Attached Cushion	IXPE Attached Cushion
Pieces Per Carton	10
Carton Quantity	20.03 sf
Carton Weight	34.85 lbs
Cartons per Pallet	60
Pallet Quantity	1,201.8 sf
Pallet Weight	2,191 lbs
Container	24,036 sf
WARRANTIES	
LTD. 25 Year Residential Wear Warranty	   
LTD. 10 Year Commercial Warranty	
LTD. Lifetime Structure Warranty	

Specifications are based on averages from manufacturing process and may vary within normal industry tolerances. Components may be changed without notice due to raw material shortages and/or technological improvements. Such variances do not affect performance.